



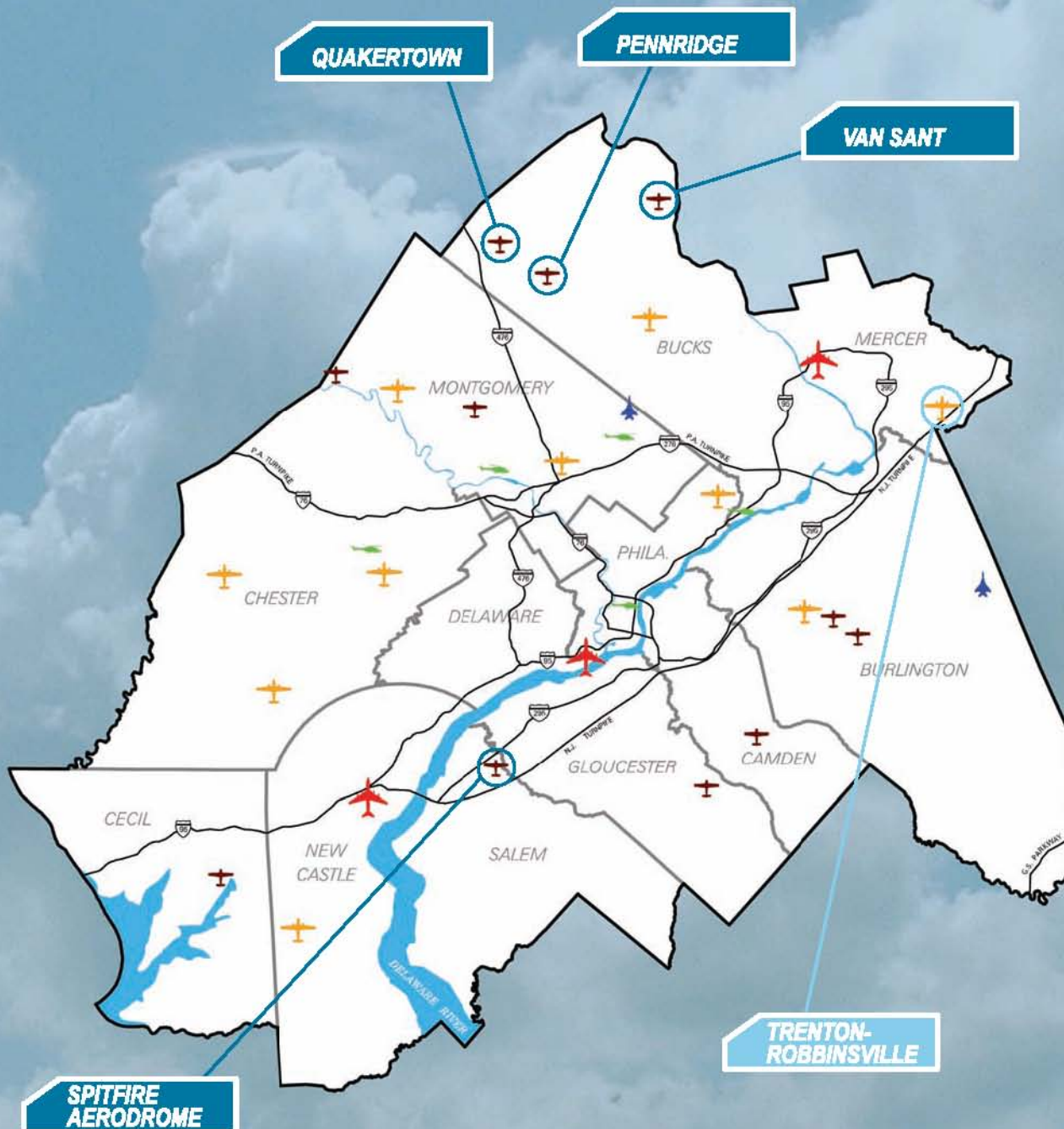
DELAWARE VALLEY  
REGIONAL PLANNING  
COMMISSION

OCTOBER 2008

# DVRPC AIRCRAFT OPERATIONS COUNTING PROGRAM

## 2007/08

OPERATIONS FOR FIVE NON-TOWERED AIRPORTS





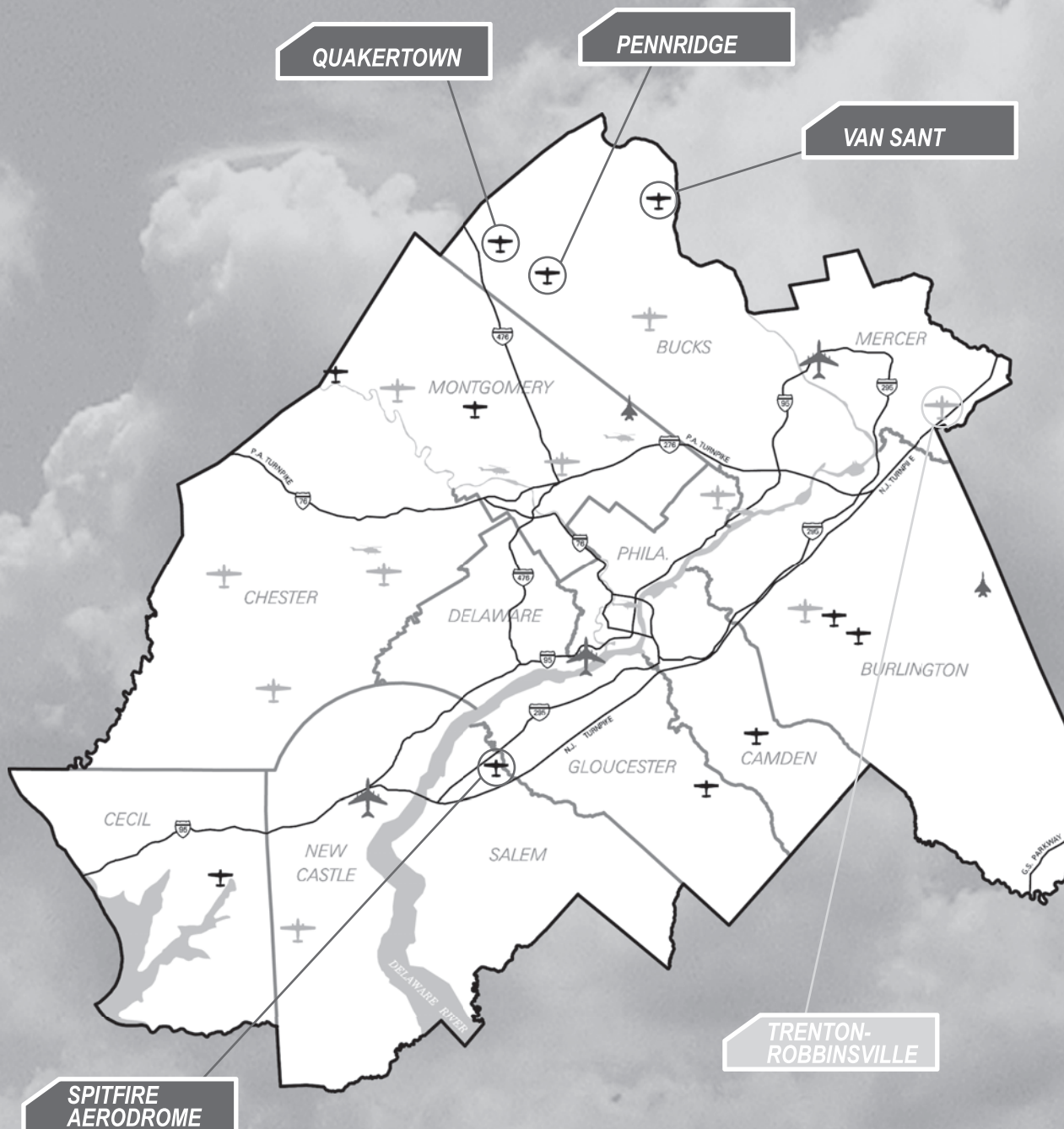
DELAWARE VALLEY  
REGIONAL PLANNING  
COMMISSION

OCTOBER 2008


# DVRPC AIRCRAFT OPERATIONS COUNTING PROGRAM

## 2007/08

OPERATIONS FOR FIVE NON-TOWERED AIRPORTS



**The Delaware Valley Regional Planning Commission is dedicated to uniting the region's elected officials, planning professionals and the public with a common vision of making a great region even greater. Shaping the way we live, work and play, DVRPC builds consensus on improving transportation, promoting smart growth, protecting the environment and enhancing the economy. We serve a diverse region of nine counties: Bucks, Chester, Delaware, Montgomery and Philadelphia in Pennsylvania; and Burlington, Camden, Gloucester and Mercer in New Jersey. DVRPC is the federally designated Metropolitan Planning Organization for the Greater Philadelphia Region - leading the way to a better future.**



**Our logo is adapted from the official DVRPC seal, and is designed as a stylized image of the Delaware Valley. The outer ring symbolizes the region as a whole, while the diagonal bar signifies the Delaware River. The two adjoining crescents represent the Commonwealth of Pennsylvania and the State of New Jersey.**

**DVRPC is funded by a variety of funding sources including federal grants from the U.S. Department of Transportation's Federal Highway Administration (FHWA) and Federal Transit Administration (FTA), the Pennsylvania and New Jersey departments of transportation, as well as by DVRPC's state and local member governments. This study is funded exclusively by the Federal Aviation Administration (FAA). The authors, however, are solely responsible for its findings and conclusions, which may not represent the official views or policies of the funding agencies.**

**DVRPC fully complies with Title VI of the Civil Rights Act of 1964 and related statutes and regulations in all programs and activities. DVRPC's website and many of DVRPC's documents can be translated into Spanish, Russian, and Mandarin online by visiting [www.dvrpc.org](http://www.dvrpc.org). Publications in other languages or formats can be made available, if requested. For more information please call 215-238-2871.**

**Table of Contents**

Introduction ..... 1

Total Annual Airport Operations ..... 3

Total Annual Fixed Wing Operations.....4

Total Annual Helicopter Operations.....5

Pennridge Airport (N70) ..... 7

    Seasonal Estimates ..... 9

    Daily Activity ..... 10

Quakertown Airport (UKT) ..... 19

    Seasonal Estimates ..... 21

    Daily Activity ..... 22

Spitfire Aerodrome (7N7) ..... 31

    Seasonal Estimates ..... 33

    Daily Activity ..... 34

Trenton-Robbinsville Airport (N87) ..... 43

    Seasonal Estimates ..... 45

    Daily Activity ..... 46

Vansant Airport (9N1)..... 55

    Seasonal Estimates ..... 57

    Daily Activity ..... 58

---



## Introduction

The Delaware Valley Regional Planning Commission (DVRPC) has conducted aircraft operations counts at non-towered airports in a twelve county, four state region since 1986. In Fiscal Year 2006, the Federal Aviation Administration (FAA) continued funding this program to include 5 of 20 DVRPC Regional Airport System Plan (RASP) facilities. From June 2007 to May 2008, the following airports were surveyed: Pennridge, Quakertown and Vansant in Pennsylvania; and Spitfire Aerodrome and Trenton-Robbinsville in New Jersey.

Pages 3 - 5 illustrate the trends for total, fixed wing, and helicopter operations observed between the 2004/05 and the 2007/08 survey. This report provides you with the Larson & Davis Acoustic Counter Software (ACS) weekly takeoff data, as well as the projected seasonal and annual takeoff and landing totals as estimated by a separate DVRPC counting software for each surveyed airport during 2007/2008. 89,979 total annual operations were estimated for the five regional airports included in this year's counting program, compared to 98,482 total annual operations in the previous corresponding counting programs of the same five airports. The comparison of the data indicates a 9% decrease of total operations for 2007/2008 over the total aircraft operations during counts for 2004/05.

The following procedure is applied to all counts during the entire program. Eight one-week long counting surveys are taken over the course of one calendar year. These counts are scheduled twice each season. A four to six week interval between counts occurs before the equipment is set at the same airport again. Keeping the intervals between setting and resetting of the counters at each airport as consistent as possible ensures the most accurate statistical operations estimate. The LDL 820 Sound Level Meter is activated by set minimum noise levels only during aircraft takeoff activity. The data collected is saved to the LDL 820 memory. Staff collects the equipment after each week of counts. The data is downloaded to the ACS and then checked manually for event related errors. The ACS report format displays weekly aircraft operations (takeoffs only, since most propeller landings are almost silent) by hour and day for each week counted. Finally the data is entered into and extrapolated by the DVRPC counting software, which forecasts seasonal and annual total takeoffs and landings.

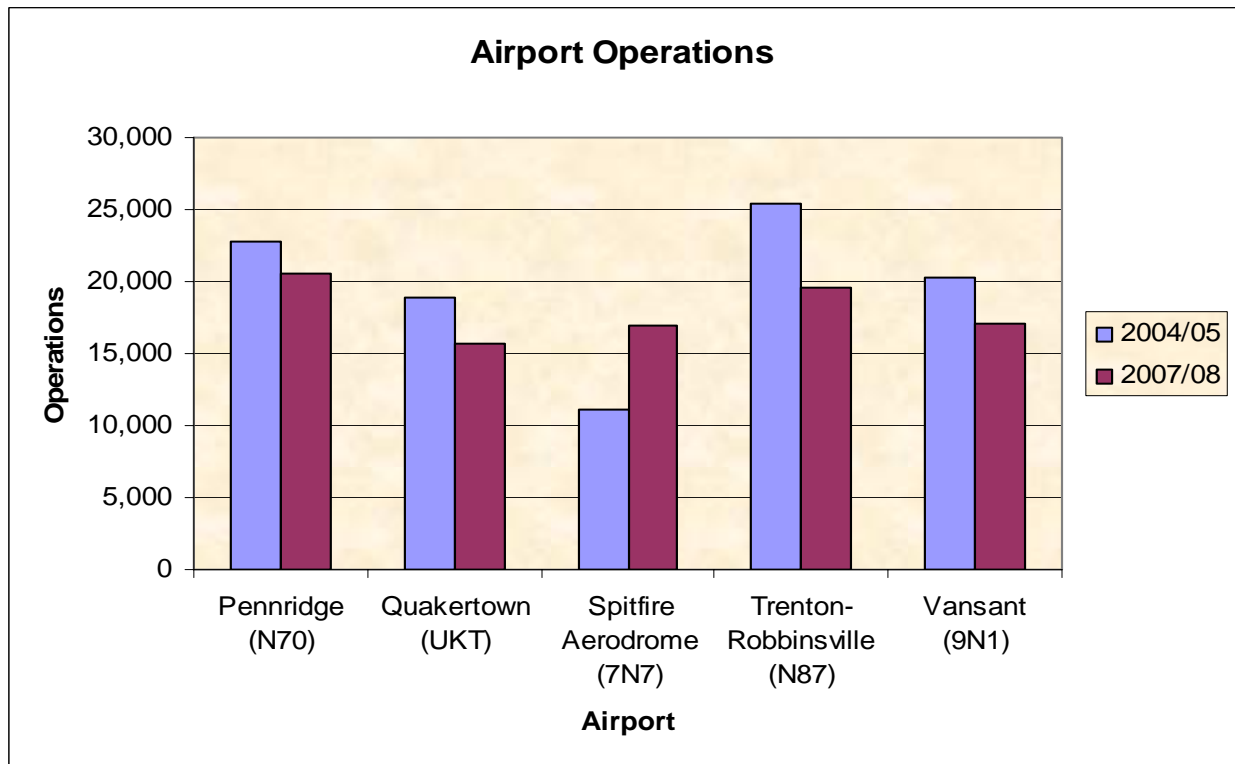
Historic counting data since 1986 is also available for all RASP airports through our Aviation Planning Office. Please contact by email Reiner Pelzer [rpelzer@dvrpc.org](mailto:rpelzer@dvrpc.org) or Dave Metzler [dmetzler@dvrpc.org](mailto:dmetzler@dvrpc.org) or you can reach them at (215) 592-1800 for more information.

---



### Total Annual Airport Operations 2004/05 vs. 2007/08 Counts

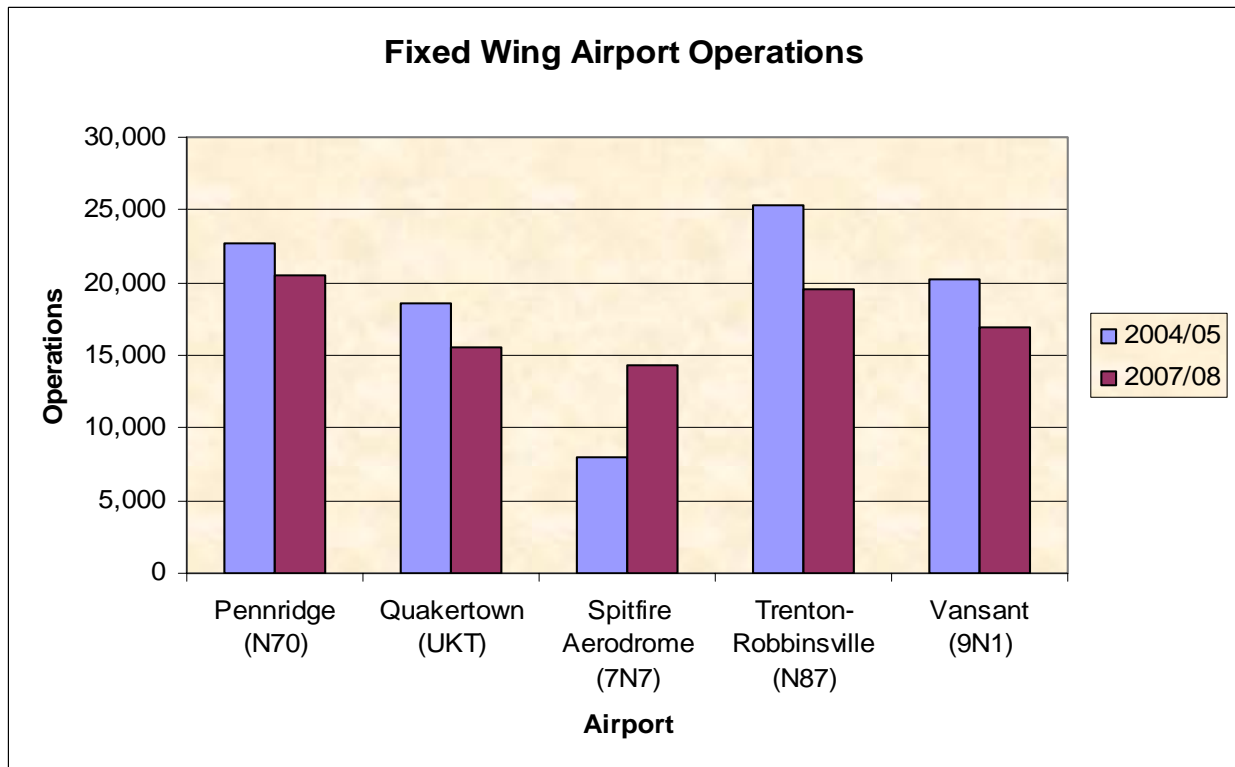
Airport	Annual Operations		Quantity Difference	Percentile Difference
	2004/05	2007/08		
Penncridge (N70)	22,805	20,552	-2,253	-10
Quakertown (UKT)	18,904	15,760	-3,144	-17
Spitfire Aerodrome (7N7)	11,152	16,971	5,819	52
Trenton-Robbinsville (N87)	25,401	19,645	-5,756	-23
Vansant (9N1)	20,220	17,051	-3,169	-16
<b>Total Operations</b>	<b>98,482</b>	<b>89,979</b>	<b>-8,503</b>	<b>-9</b>





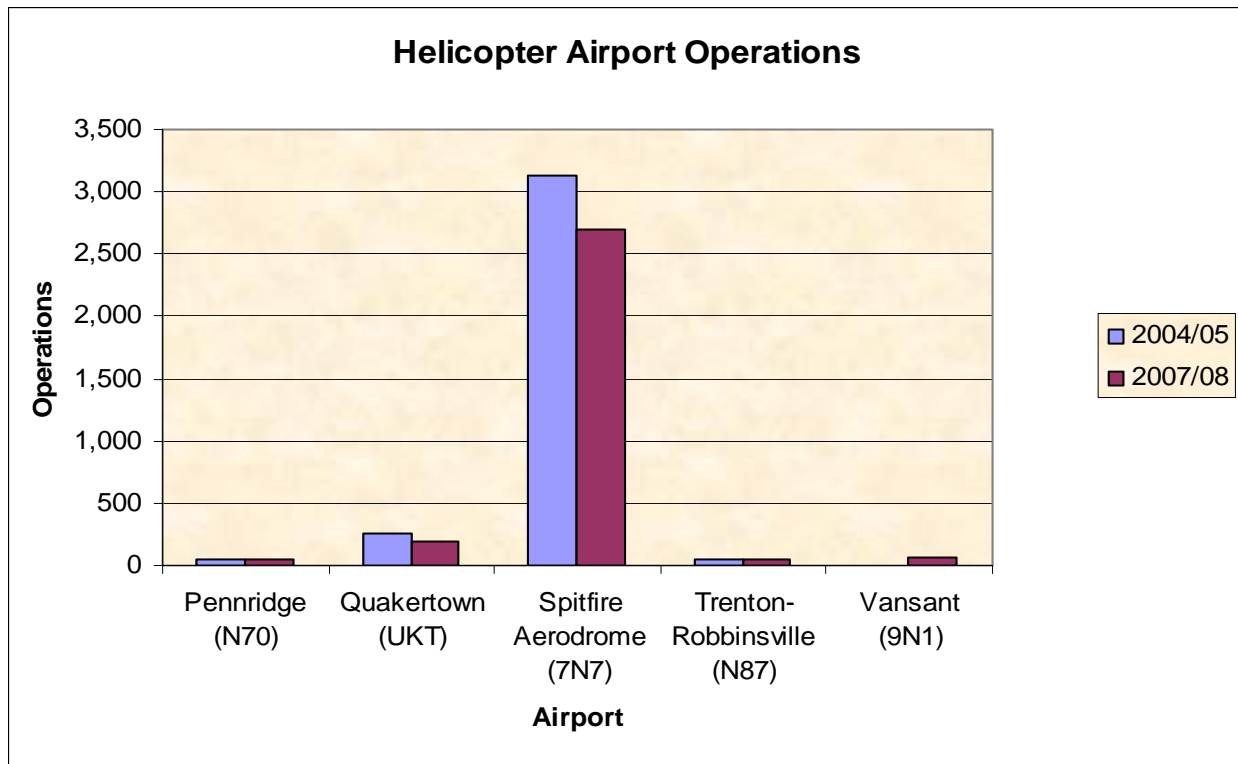
### Total Annual Fixed Wing Operations 2004/05 Count vs. 2007/08 Counts

Airport	Annual Operations		Quantity Difference	Percentile Difference
	2004/05	2007/08		
Pennridge (N70)	22,753	20,500	-2,253	-10
Quakertown (UKT)	18,643	15,560	-3,083	-17
Spitfire Aerodrome (7N7)	8,023	14,280	6,257	78
Trenton-Robbinsville (N87)	25,349	19,591	-5,758	-23
Vansant (9N1)	20,220	16,991	-3,229	-16
<b>Total Operations</b>	<b>94,988</b>	<b>86,922</b>	<b>-8,066</b>	<b>-8</b>

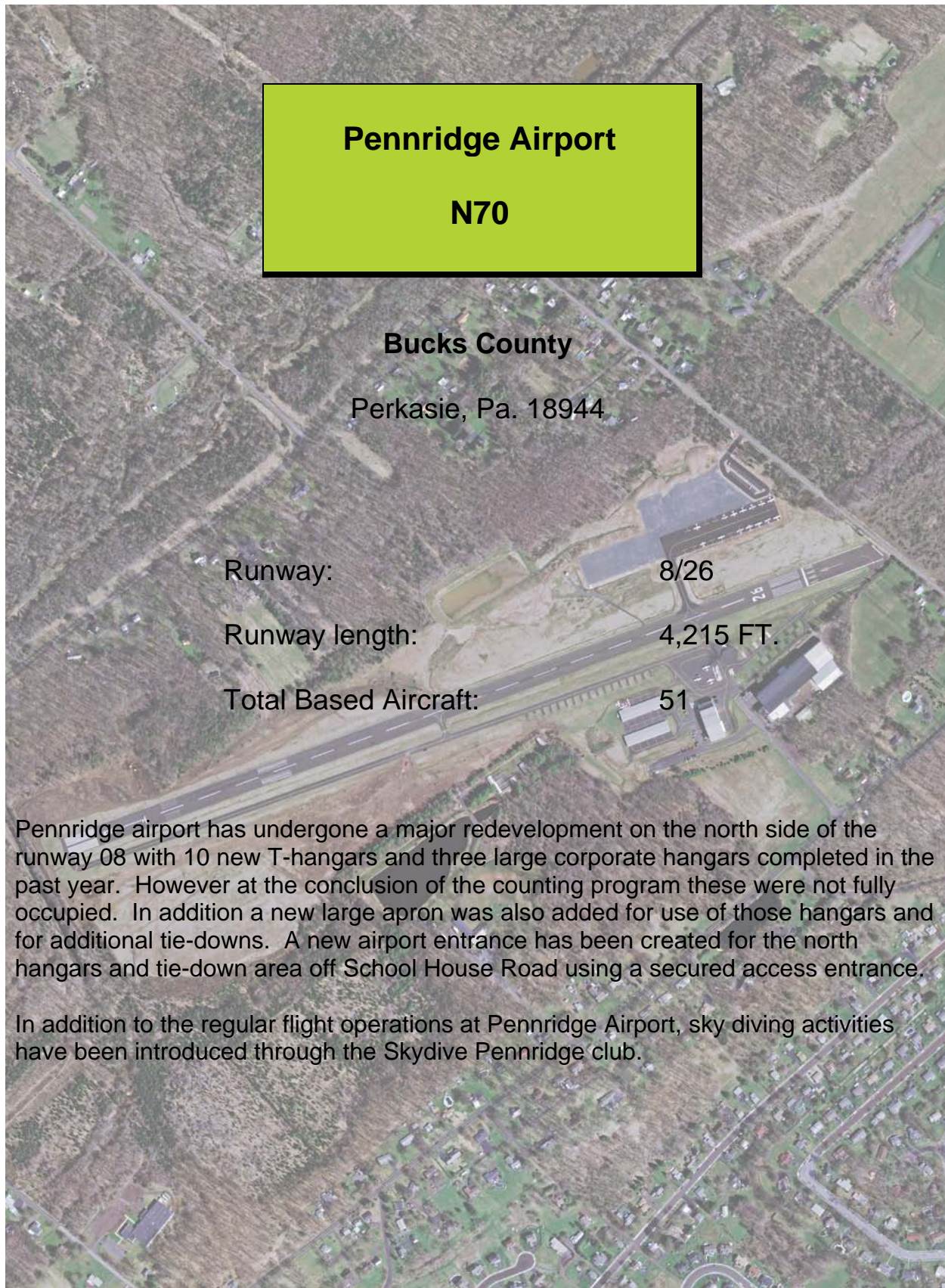


### Total Annual Helicopter Airport Operations 2004/05 vs. 2007/08 Counts

Airport	Annual Operations		Quantity Difference	Percentile Difference
	2004/05	2007/08		
Pennridge (N70)	52	52	0	0
Quakertown (UKT)	261	200	-61	-23
Spitfire Aerodrome (7N7)	3,129	2,691	-438	-14
Trenton-Robbinsville (N87)	52	54	2	4
Vansant (9N1)	0	60	60	
<b>Total Operations</b>	<b>3,494</b>	<b>3,057</b>	<b>-437</b>	<b>-13</b>









**DVRPC Aircraft Counting Program**

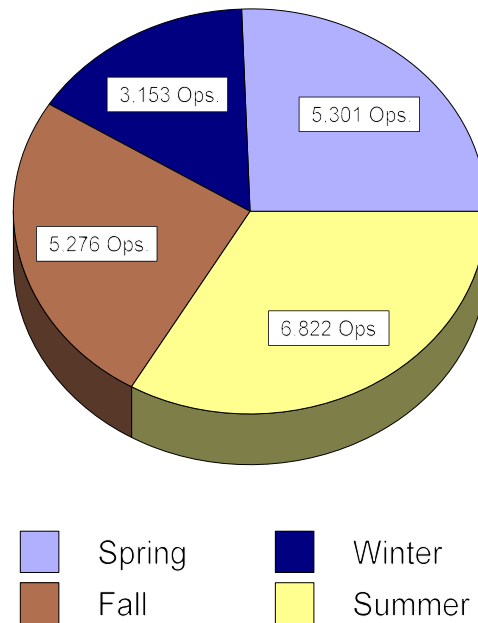
Annual Summary

Airport: **N70 Pennridge Airport**

County: **Bucks**

Season & Year		Average Daily Operations	Total Seasonal Operations	Percent Of Annual Operations
Spring	2007/08	57.0	5,301	26%
Summer	2007	72.6	6,822	33%
Fall	2007	59.3	5,276	26%
Winter	2008	35.4	3,153	15%
Total Annual Operations:			<b>20,552</b>	100%
Margin of Error:			18 at 95% Confidence	

Annual Summary



Weekly Activity Report  
N70 Pennridge Airport  
N70 Spring I 2007

For: 06 June 2007 - 12 June 2007

Day->	Wed 6-Jun	Thurs 7-Jun	Fri 8-Jun	Sat 9-Jun	Sun 10-Jun	Mon 11-Jun	Tues 12-Jun
12 am							
1 am							
2 am							
3 am							
4 am							
5 am							
6 am						1	1
7 am	2	3	2	1	6		1
8 am	1	1		1	13		
9 am			2	1	13		1
10 am		7	5	2	13		1
11 am	1	2	1	6	4	5	
12 pm	1			1	13	1	3
1 pm			2	1	3		1
2 pm	2		1	1		2	1
3 pm	2		2	2	1	3	
4 pm	3	7		4	5	3	
5 pm	5	4		4	2		1
6 pm	3	4		3	4	5	
7 pm	6	1		2	2	6	
8 pm							
9 pm					1		
10 pm				4			
11 pm							
Prorated Daily Helicopter Takeoffs	1	0	0	0	0	0	0
Total Daily Aircraft Takeoffs	26	29	15	33	80	26	10
Prorated Total Helicopter Takeoffs	1						
Total Fixed Wing Takeoffs	219						
Total Aircraft Takeoffs	220						

Weekly Activity Report  
 N70 Pennridge Airport  
 N70 Spring II 2008

For: 1 May 2008 - 07 May 2008

Day->	Thurs 1-May	Fri 2-May	Sat 3-May	Sun 4-May	Mon 5-May	Tues 6-May	Wed 7-May
12 am							
1 am							
2 am							
3 am							
4 am							
5 am							
6 am							
7 am	1				1	1	1
8 am	4					1	1
9 am	4						
10 am		1	2			1	1
11 am	1	3	1		2	2	
12 pm	1	3	1	1	1		
1 pm		2	3	2	1	2	
2 pm	2	6	2	5		1	
3 pm	2	2	1	4			
4 pm		1	4	6	1	8	4
5 pm	1	3	7	2	4	2	4
6 pm	3	7	5	2	7	2	4
7 pm	2	5	3	3	7	4	1
8 pm					3	2	
9 pm							1
10 pm							
11 pm							
Prorated Daily Helicopter Takeoffs	1	0	0	0	0	0	0
Total Daily Aircraft Takeoffs	22	33	29	25	27	26	17
Prorated Total Helicopter Takeoffs	1						
Total Fixed Wing Takeoffs	178						
Total Aircraft Takeoffs	179						



Weekly Activity Report  
N70 Pennridge Airport  
N70 Summer I 2007

For: 21 July 2007 – 27 July 2007

Day->	Mon 21-Jul	Tues 22-Jul	Wed 23-Jul	Thurs 24-Jul	Fri 25-Jul	Sat 26-Jul	Sun 27-Jul
12 am							
1 am							
2 am							
3 am							
4 am							
5 am							
6 am		1	2				
7 am	2	2			2		
8 am	3	8				2	6
9 am	7	13		2	2		1
10 am	3	8		2	1		1
11 am	9	3		1	2		
12 pm	5	6		4	2		2
1 pm	3	3		5			
2 pm	3	6		1		3	3
3 pm	5	5		1		4	
4 pm	4	7		4	1	1	1
5 pm	2	1		7	6		2
6 pm	2	2		3	3		
7 pm	4	5		2			
8 pm	2	2		3		1	
9 pm	1					1	
10 pm							
11 pm							
Prorated Daily Helicopter Takeoffs	1	0	0	0	0	0	0
Total Daily Aircraft Takeoffs	56	72	2	35	19	12	16
Prorated Total Helicopter Takeoffs	1						
Total Fixed Wing Takeoffs	211						
Total Aircraft Takeoffs	212						

Weekly Activity Report  
N70 Penridge Airport  
N70 Summer II 2007

For: 30 August 2007 - 05 September 2007

Day->	Thurs 30-Aug	Fri 31-Aug	Sat 1-Sep	Sun 2-Sep	Mon 3-Sep	Tues 4-Sep	Wed 5-Sep
12 am							
1 am							
2 am							
3 am							
4 am							
5 am							
6 am	1			1	2		
7 am	8		1	7	1	1	3
8 am	1	1	6	7	5	3	
9 am	1	1	16	13	4	1	1
10 am	1		6	7	3		2
11 am		1	3	5	9		5
12 pm	1	2	6	7	7		1
1 pm	1		3	4	4	1	
2 pm	3	4	4	8	2	5	7
3 pm	1	1	1	3	2		4
4 pm	7	2	4	8	3	1	2
5 pm	9	4	3	1		3	2
6 pm	17	2	1	2			2
7 pm		3	3	4		1	
8 pm				2			
9 pm							
10 pm							
11 pm							
Prorated Daily Helicopter Takeoffs	1	0	0	0	0	0	0
Total Daily Aircraft Takeoffs	52	21	57	79	42	16	29
Prorated Total Helicopter Takeoffs	1						
Total Fixed Wing Takeoffs	295						
Total Aircraft Takeoffs	296						

Weekly Activity Report  
N70 Penridge Airport  
N70 Fall I 2007

For: 16 October 2007 - 22 October 2007

Day->	Tues 16-Oct	Wed 17-Oct	Thurs 18-Oct	Fri 19-Oct	Sat 20-Oct	Sun 21-Oct	Mon 22-Oct
12 am							
1 am							
2 am							
3 am							
4 am							
5 am							
6 am					2		
7 am	1						
8 am	6	1			5	5	
9 am	2				6	6	
10 am			1		3	10	1
11 am	2					14	2
12 pm	3	3	2			11	2
1 pm	6	1	2		1	5	4
2 pm	1	3	4		1	5	3
3 pm	2	5	3		1	11	2
4 pm	9	4	4			13	2
5 pm	6	1	4			2	11
6 pm	4		5			3	1
7 pm						1	
8 pm	1		1				
9 pm					1		
10 pm							
11 pm							
Prorated Daily Helicopter Takeoffs	1	0	0	0	0	0	0
Total Daily Aircraft Takeoffs	43	18	26	0	20	86	28
Prorated Total Helicopter Takeoffs	1						
Total Fixed Wing Takeoffs	221						
Total Aircraft Takeoffs	222						

Weekly Activity Report  
N70 Penridge Airport  
N70 Fall II 2007

For: 27 November 2007 - 03 December 2007

Day->	Tues 27-Nov	Wed 28-Nov	Thurs 29-Nov	Fri 30-Nov	Sat 1-Dec	Sun 2-Dec	Mon 3-Dec
12 am							
1 am							
2 am							
3 am							
4 am							
5 am							
6 am						1	
7 am		1	1	3	2	1	
8 am		1	1		1	7	
9 am		7		1	2	2	1
10 am	1		2	10	1	2	6
11 am		2		8	3	3	3
12 pm	2		5	1	1	1	6
1 pm	1	1	1		1	6	2
2 pm	1	6	2	8	2	3	1
3 pm	2	3	4	1	1	6	3
4 pm	2	6	3	4	1	2	3
5 pm	2	2	2	3	1	1	1
6 pm	1	1	2	2	1	1	
7 pm	2				1		1
8 pm	1					1	
9 pm		1					
10 pm							
11 pm							
Prorated Daily Helicopter Takeoffs	1	0	0	0	0	0	0
Total Daily Aircraft Takeoffs	16	31	23	41	18	37	27
Prorated Total Helicopter Takeoffs	1						
Total Fixed Wing Takeoffs	192						
Total Aircraft Takeoffs	193						

Weekly Activity Report  
N70 Penridge Airport  
N70 Winter I 2008

For: 10 January 2008 - 16 January 2008

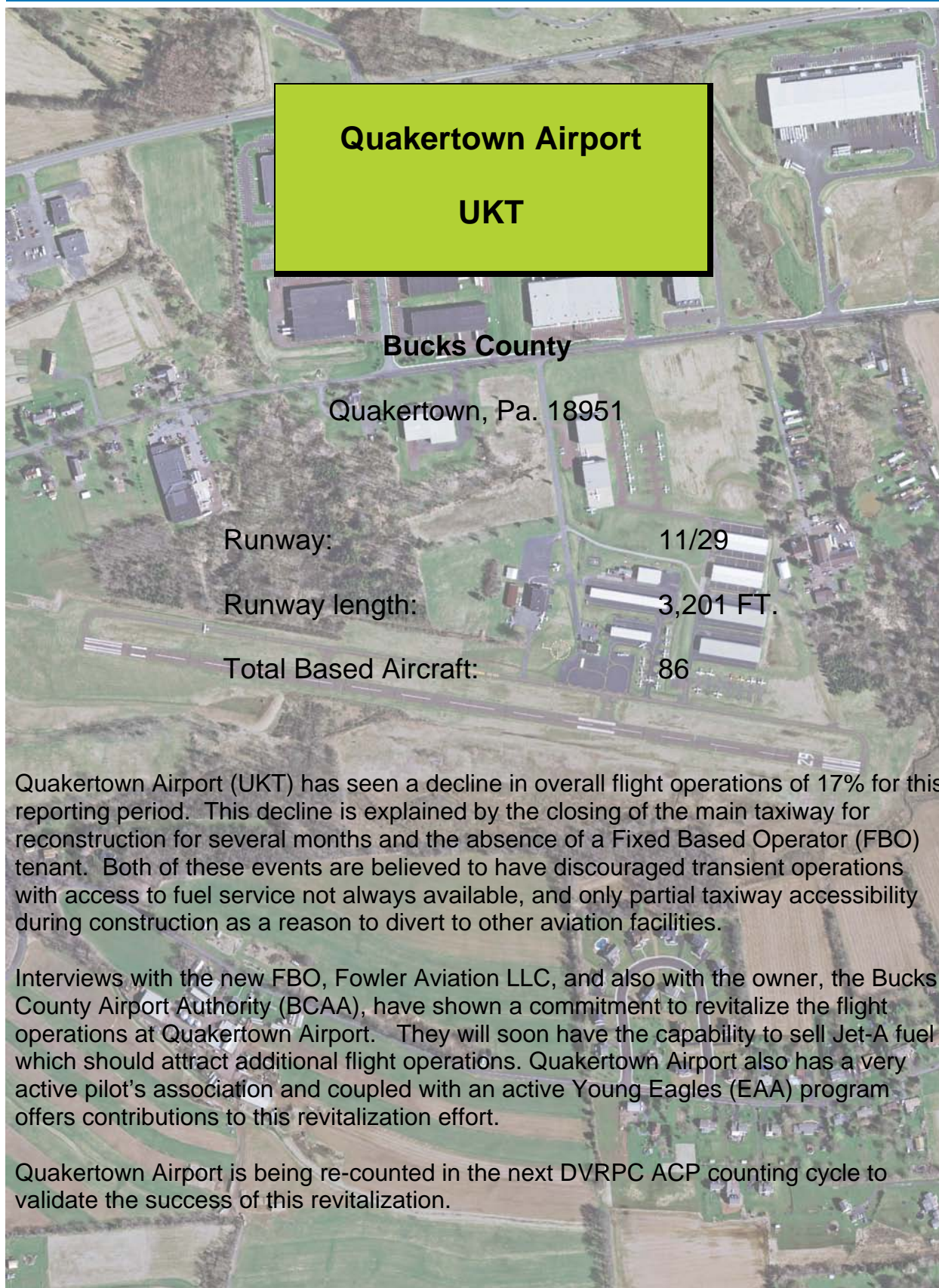
Day->	Thurs 10-Jan	Fri 11-Jan	Sat 12-Jan	Sun 13-Jan	Mon 14-Jan	Tues 15-Jan	Wed 16-Jan
12 am							
1 am							
2 am							
3 am							
4 am							
5 am							
6 am							
7 am			1				
8 am			1	5			
9 am	1		5	10			2
10 am			5	10			
11 am	2		8	10			1
12 pm			2				
1 pm			5	2		1	6
2 pm	1			2			
3 pm	7		8	3			1
4 pm		1	3	2			3
5 pm				2			3
6 pm							
7 pm							
8 pm	2						1
9 pm							
10 pm							
11 pm							
Prorated Daily Helicopter Takeoffs	1	0	0	0	0	0	0
Total Daily Aircraft Takeoffs	13	1	38	46	0	1	17
Prorated Total Helicopter Takeoffs	1						
Total Fixed Wing Takeoffs	116						
Total Aircraft Takeoffs	117						

Weekly Activity Report  
N70 Penridge Airport  
N70 Winter II 2008

For: 29 February 2008 - 06 March 2008

Day->	Fri 29-Feb	Sat 1-Mar	Sun 2-Mar	Mon 3-Mar	Tues 4-Mar	Wed 5-Mar	Thurs 6-Mar
12 am							
1 am							
2 am							
3 am							
4 am					1		
5 am							
6 am		1					
7 am	1	2		1			1
8 am	1	3	2	1			1
9 am	1	4	1				
10 am		3	2				2
11 am	1	12	10				
12 pm	3	8	8	2			2
1 pm	2	5	5	1			5
2 pm	3	2	2				3
3 pm		3	1				1
4 pm	2	2	6				2
5 pm	1	3	1				2
6 pm		1					1
7 pm			1				
8 pm							1
9 pm							
10 pm							
11 pm							
Prorated Daily Helicopter Takeoffs	1	0	0	0	0	0	0
Total Daily Aircraft Takeoffs	16	49	39	5	1	0	21
Prorated Total Helicopter Takeoffs	1						
Total Fixed Wing Takeoffs	130						
Total Aircraft Takeoffs	131						





Quakertown Airport (UKT) has seen a decline in overall flight operations of 17% for this reporting period. This decline is explained by the closing of the main taxiway for reconstruction for several months and the absence of a Fixed Based Operator (FBO) tenant. Both of these events are believed to have discouraged transient operations with access to fuel service not always available, and only partial taxiway accessibility during construction as a reason to divert to other aviation facilities.

Interviews with the new FBO, Fowler Aviation LLC, and also with the owner, the Bucks County Airport Authority (BCAA), have shown a commitment to revitalize the flight operations at Quakertown Airport. They will soon have the capability to sell Jet-A fuel which should attract additional flight operations. Quakertown Airport also has a very active pilot's association and coupled with an active Young Eagles (EAA) program offers contributions to this revitalization effort.

Quakertown Airport is being re-counted in the next DVRPC ACP counting cycle to validate the success of this revitalization.





**DVRPC Aircraft Counting Program**

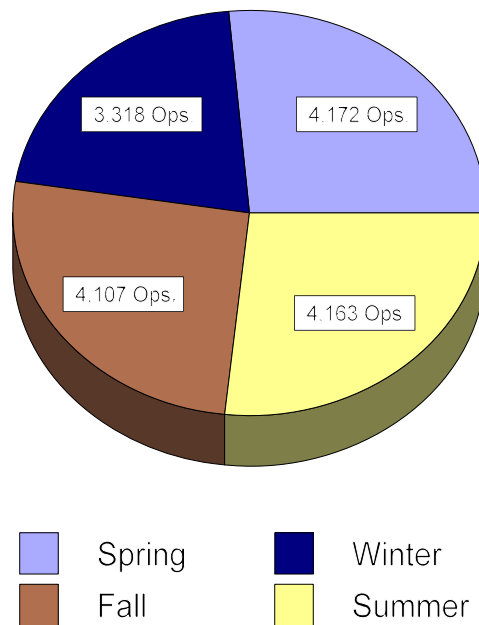
Annual Summary

Airport: **UKT Quakertown Airport**

County: **Bucks**

Season & Year		Average Daily Operations	Total Seasonal Operations	Percent Of Annual Operations
Spring	2007/08	44.9	4,172	26%
Summer	2007	44.3	4,163	26%
Fall	2007	46.1	4,107	26%
Winter	2008	37.3	3,318	21%
Total Annual Operations:			<b>15,760</b>	100%
Margin of Error:			17 at 95% Confidence	

Annual Summary



Weekly Activity Report  
 UKT Quakertown Airport  
 UKT Spring I 2007

For: 04 June 2007 - 10 June 2007

Day->	Mon 4-Jun	Tues 5-Jun	Wed 6-Jun	Thurs 7-Jun	Fri 8-Jun	Sat 9-Jun	Sun 10-Jun
12 am							
1 am							
2 am							
3 am							
4 am							
5 am					1		
6 am			1				
7 am		1				2	
8 am			1	3		2	4
9 am		2	3	1		9	2
10 am		5	1	3		7	2
11 am		1	1	2		3	2
12 pm			2	1			
1 pm		1	1	1	1	1	3
2 pm		1	4	1	1	4	
3 pm		2	2				
4 pm		1	4	5		7	2
5 pm	4		3	13	2	5	
6 pm	3		1	7	2	1	1
7 pm	2		2	3		3	1
8 pm	2		1	1	1	1	
9 pm	1						
10 pm	8			1	2		
11 pm	3						
Prorated Daily Helicopter Takeoffs	1	1	1	1	1	0	0
Total Daily Aircraft Takeoffs	24	15	28	43	11	45	17
Prorated Total Helicopter Takeoffs	5						
Total Fixed Wing Takeoffs	178						
Total Aircraft Takeoffs	183						

Weekly Activity Report  
 UKT Quakertown Airport  
 UKT Spring II 2008

For:25 April 2008 - 1 May 2008

Day->	Fri 25-Apr	Sat 26-Apr	Sun 27-Apr	Mon 28-Apr	Tues 29-Apr	Wed 30-Apr	Thurs 1-May
12 am							
1 am							
2 am							
3 am							
4 am							
5 am							
6 am							
7 am				1		1	1
8 am		1			2	2	
9 am		4			1		
10 am	1	3	9			1	1
11 am	2	4	4			1	2
12 pm		5	3			2	
1 pm	1	5	5				
2 pm	1	3	5			1	
3 pm	1	4	6				2
4 pm	5	2	3				1
5 pm	4	5	1			3	1
6 pm	4	1					
7 pm						5	1
8 pm					2	3	
9 pm							
10 pm							
11 pm							
Prorated Daily Helicopter Takeoffs	1	0	0	1	1	1	1
Total Daily Aircraft Takeoffs	20	37	36	2	6	20	10
Prorated Total Helicopter Takeoffs	5						
Total Fixed Wing Takeoffs	126						
Total Aircraft Takeoffs	131						

Weekly Activity Report  
 UKT Quakertown Airport  
 UKT Summer I 2007

For: 20 July 07 – 26 July 07

Day->	Fri 20-Jul	Sat 21-Jul	Sun 22-Jul	Mon 23-Jul	Tues 24-Jul	Wed 25-Jul	Thurs 26-Jul
12 am							
1 am							
2 am							
3 am							
4 am							
5 am				1			
6 am							
7 am		2	1	1	1	1	
8 am		1	3	2	1		
9 am		6		1			
10 am	1		6	3	2		
11 am	1			3	1	5	
12 pm		1	5				1
1 pm			3	1	1	2	
2 pm	2	1	4	2	1	4	2
3 pm		2	3	3		2	3
4 pm		2	1	3	1	3	1
5 pm	2	3		3	3	3	1
6 pm	7	1		1	2	1	2
7 pm	2		2	1	2		
8 pm		1			2	2	
9 pm		2			1	3	
10 pm	1				7	1	
11 pm					2		
Prorated Daily Helicopter Takeoffs	1	0	0	1	1	1	1
Total Daily Aircraft Takeoffs	17	22	28	26	28	28	11
Prorated Total Helicopter Takeoffs	5						
Total Fixed Wing Takeoffs	155						
Total Aircraft Takeoffs	160						

Weekly Activity Report  
 UKT Quakertown Airport  
 UKT Summer II 2007

For: 03 September 2007 - 09 September 2007

Day->	Mon 3-Sep	Tues 4-Sep	Wed 5-Sep	Thurs 6-Sep	Fri 7-Sep	Sat 8-Sep	Sun 9-Sep
12 am							
1 am							
2 am							
3 am							
4 am							
5 am							
6 am					1		
7 am			1			1	
8 am		2		1		3	3
9 am	2	1	1			3	3
10 am	4	1	1	2	2	2	3
11 am	2	3	2	4		3	2
12 pm	1	3	1	2	1	3	4
1 pm		1	3	2	1	2	3
2 pm	2	1	1	1	3	3	1
3 pm	2	4	2	3		7	2
4 pm	1	3	2			4	3
5 pm	1	2		1	1	2	1
6 pm		1		4	1	1	
7 pm		2		1			1
8 pm							
9 pm							
10 pm							
11 pm						1	
Prorated Daily Helicopter Takeoffs	1	1	1	1	1	0	0
Total Daily Aircraft Takeoffs	16	25	15	22	11	35	26
Prorated Total Helicopter Takeoffs	5						
Total Fixed Wing Takeoffs	145						
Total Aircraft Takeoffs	150						

Weekly Activity Report  
 UKT Quakertown Airport  
 UKT Fall I 2007

For: 12 October 2007 - 18 October 2007

Day->	Fri 12-Oct	Sat 13-Oct	Sun 14-Oct	Mon 15-Oct	Tues 16-Oct	Wed 17-Oct	Thurs 18-Oct
12 am							
1 am							
2 am							
3 am							
4 am							
5 am							
6 am		1					
7 am		2	1	1	1		
8 am		5	7	3	2		
9 am		6	3	1			
10 am		11	5	2	2		1
11 am		6	3	1		1	
12 pm	1	10	2	1	1	1	3
1 pm		1	1		1		3
2 pm		3		3	3	2	1
3 pm	1	1	5	1	3	1	1
4 pm				5	2	7	3
5 pm	2			1	2	5	2
6 pm	1		1	4	3	3	4
7 pm				3			
8 pm					3		
9 pm							
10 pm							
11 pm							
Prorated Daily Helicopter Takeoffs	1	0	0	1		1	
Total Daily Aircraft Takeoffs	6	46	28	27	23	21	18
Prorated Total Helicopter Takeoffs	3						
Total Fixed Wing Takeoffs	166						
Total Aircraft Takeoffs	169						

Weekly Activity Report  
 UKT Quakertown Airport  
 UKT Fall II 2007

For: 27 November 2007 - 03 December 2007

Day->	Tues 27-Nov	Wed 28-Nov	Thurs 29-Nov	Fri 30-Nov	Sat 1-Dec	Sun 2-Dec	Mon 3-Dec
12 am							
1 am							
2 am							
3 am							
4 am							
5 am							
6 am					2		
7 am			2		3	2	
8 am			3	1	2		1
9 am		3	2	4	3	3	
10 am		2	1	1	5	1	
11 am			3		3	1	
12 pm		2	5	2	5	1	
1 pm		1	1		5		
2 pm		3	2	3	1	3	2
3 pm		6	1	4	3		
4 pm		10	4	3	1		
5 pm		7	2	5	6		
6 pm		8	3		1		
7 pm		1	1				
8 pm		1					
9 pm							
10 pm							
11 pm							
Prorated Daily Helicopter Takeoffs	0	1	0	1	0	0	1
Total Daily Aircraft Takeoffs	0	45	30	24	40	11	4
Prorated Total Helicopter Takeoffs	3						
Total Fixed Wing Takeoffs	151						
Total Aircraft Takeoffs	154						



Weekly Activity Report  
 UKT Quakertown Airport  
 UKT Winter I 2008

For: 10 January 2008 - 16 January 2008

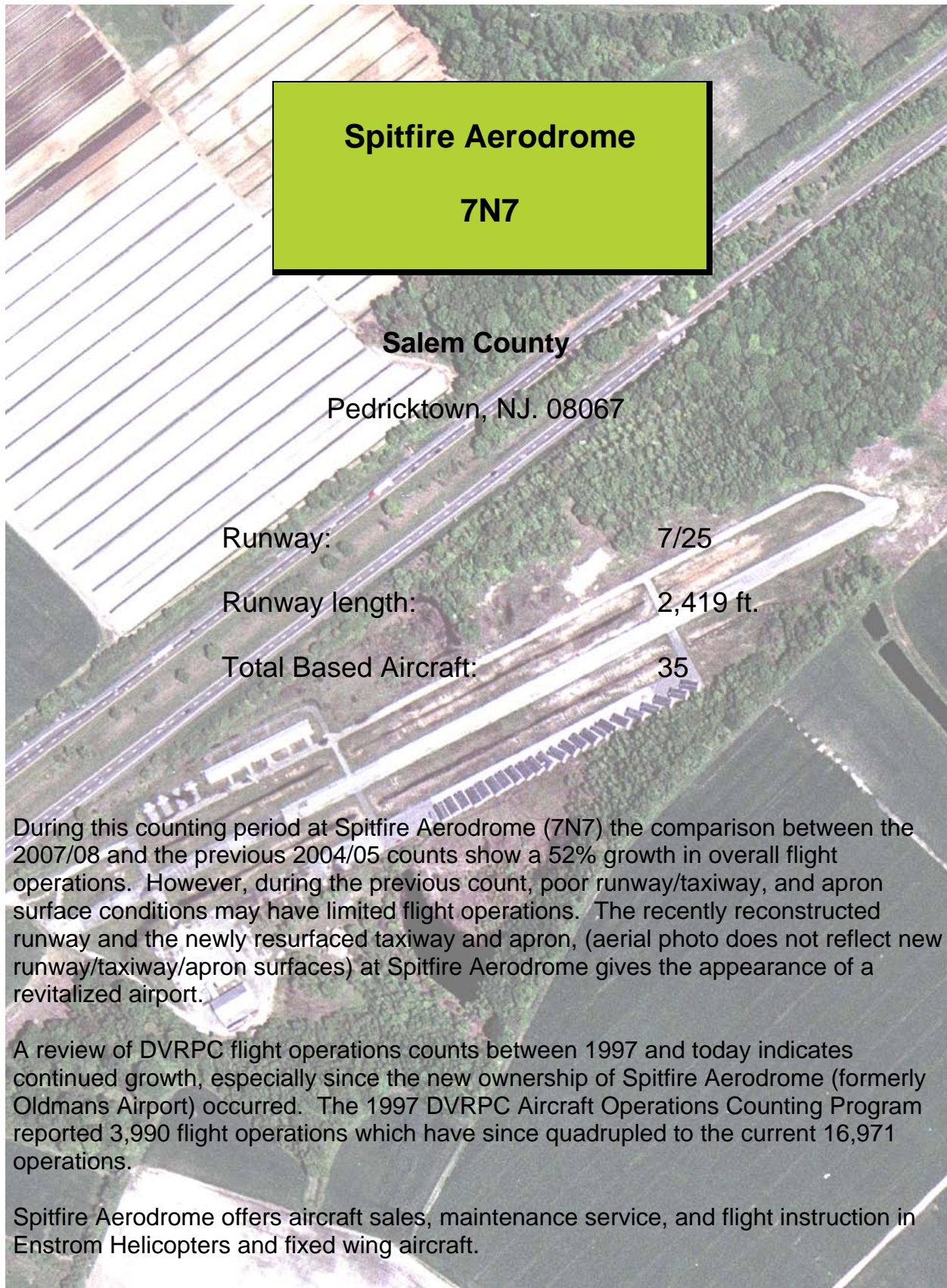
Day->	Thurs 10-Jan	Fri 11-Jan	Sat 12-Jan	Sun 13-Jan	Mon 14-Jan	Tues 15-Jan	Wed 16-Jan
12 am							
1 am							
2 am							
3 am							
4 am							
5 am							
6 am							
7 am				1			
8 am			5	7			
9 am	1		5	1			1
10 am	2		5	5		2	2
11 am	1		7	6			1
12 pm			3	8			3
1 pm			7	4			2
2 pm	4		5	4			
3 pm	2		9	1			2
4 pm	2		3				6
5 pm	1	2	3				4
6 pm			1				2
7 pm			1			1	
8 pm							
9 pm	1	1					
10 pm							
11 pm							
Prorated Daily Helicopter Takeoffs	0	1	0	0	1	0	1
Total Daily Aircraft Takeoffs	14	4	54	37	1	3	24
Prorated Total Helicopter Takeoffs	3						
Total Fixed Wing Takeoffs	134						
Total Aircraft Takeoffs	137						

Weekly Activity Report  
 UKT Quakertown Airport  
 UKT Winter II 2008

For: 29 February 2008 - 6 March 2008

Day->	Mon 29-Feb	Tues 1-Mar	Wed 2-Mar	Thurs 3-Mar	Fri 4-Mar	Sat 5-Mar	Sun 6-Mar
12 am							
1 am							
2 am							
3 am							
4 am							
5 am				1			
6 am							
7 am	1		1				
8 am			6				1
9 am			4	1		1	
10 am	1		5		1		3
11 am	4	1	3		2		3
12 pm	1		3	1			1
1 pm	1		6	1			2
2 pm	1		6	5			
3 pm	1		6	1			9
4 pm	5		7	1			6
5 pm		1	7				7
6 pm			1				2
7 pm							
8 pm							
9 pm							
10 pm							
11 pm							
Prorated Daily Helicopter Takeoffs	1	0	1	0	1	0	0
Total Daily Aircraft Takeoffs	16	2	56	11	4	1	34
Prorated Total Helicopter Takeoffs	3						
Total Fixed Wing Takeoffs	121						
Total Aircraft Takeoffs	124						





During this counting period at Spitfire Aerodrome (7N7) the comparison between the 2007/08 and the previous 2004/05 counts show a 52% growth in overall flight operations. However, during the previous count, poor runway/taxiway, and apron surface conditions may have limited flight operations. The recently reconstructed runway and the newly resurfaced taxiway and apron, (aerial photo does not reflect new runway/taxiway/apron surfaces) at Spitfire Aerodrome gives the appearance of a revitalized airport.

A review of DVRPC flight operations counts between 1997 and today indicates continued growth, especially since the new ownership of Spitfire Aerodrome (formerly Oldmans Airport) occurred. The 1997 DVRPC Aircraft Operations Counting Program reported 3,990 flight operations which have since quadrupled to the current 16,971 operations.

Spitfire Aerodrome offers aircraft sales, maintenance service, and flight instruction in Enstrom Helicopters and fixed wing aircraft.



**DVRPC Aircraft Counting Program**

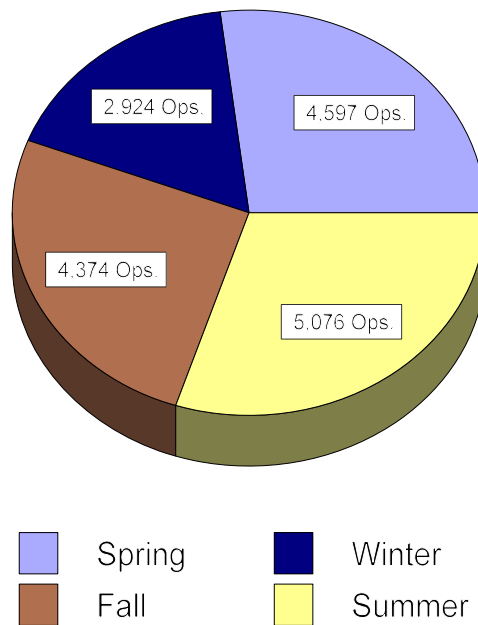
Annual Summary

Airport: **7N7 Spitfire Aerodrome**

County: **Salem**

Season & Year		Average Daily Operations	Total Seasonal Operations	Percent Of Annual Operations
Spring	2007/08	49.4	4,597	27%
Summer	2007	54.0	5,076	30%
Fall	2007	49.1	4,374	26%
Winter	2008	32.9	2,924	17%
Total Annual Operations:			<b>16,971</b>	100%
Margin of Error:			10 at 95% Confidence	

Annual Summary



Weekly Activity Report  
 7N7 Spitfire Aerodrome  
 7N7 Spring I 2007

For: 7 June - 13 June 2007

Day->	Thurs 7-Jun	Fri 8-Jun	Sat 9-Jun	Sun 10-Jun	Mon 11-Jun	Tues 12-Jun	Wed 13-Jun
12 am							
1 am							
2 am							
3 am							
4 am							
5 am							
6 am							
7 am							
8 am			1	1			3
9 am				1		2	9
10 am	1		1	1	1	9	
11 am	1	2		1	7	3	1
12 pm		1	2	2		6	
1 pm		11		1	1	8	
2 pm	1	10			10	6	5
3 pm	3			1			2
4 pm	10	3			12		1
5 pm	1			1	3		
6 pm					1		
7 pm							
8 pm							
9 pm		1					
10 pm							
11 pm							
Prorated Daily Helicopter Takeoffs	8	8	6	6	8	8	8
Total Daily Aircraft Takeoffs	25	36	10	15	43	42	29
Prorated Total Helicopter Takeoffs	52						
Total Fixed Wing Takeoffs	148						
Total Aircraft Takeoffs	200						

Weekly Activity Report  
7N7 Spitfire Aerodrome  
7N7 Spring II 2008

For: 13 April 2008 - 19 April 2008

Day->	Sun 13-Apr	Mon 14-Apr	Tues 15-Apr	Wed 16-Apr	Thurs 17-Apr	Fri 18-Apr	Sat 19-Apr
12 am							
1 am							
2 am							
3 am							
4 am							
5 am				1			
6 am							
7 am							
8 am							
9 am						2	
10 am	1		2			3	2
11 am	6			11		3	3
12 pm	1					2	1
1 pm	2					2	1
2 pm				2	4		
3 pm		2		1	2		
4 pm				1	3	2	5
5 pm		1		4	6	1	2
6 pm					2		
7 pm			3		2		5
8 pm					1	1	
9 pm					1		
10 pm							
11 pm							
Prorated Daily Helicopter Takeoffs	6	8	8	8	8	8	6
Total Daily Aircraft Takeoffs	16	11	13	28	29	24	25
Prorated Total Helicopter Takeoffs	52						
Total Fixed Wing Takeoffs	94						
Total Aircraft Takeoffs	146						



Weekly Activity Report  
7N7 Spitfire Aerodrome  
7N7 Summer I 2007

For: 21July 2007 - 27July 2007

Day->	Sat 21-Jul	Sun 22-Jul	Mon 23-Jul	Tues 24-Jul	Wed 25-Jul	Thurs 26-Jul	Fri 27-Jul
12 am							
1 am	1						
2 am							
3 am							
4 am							
5 am							
6 am							
7 am				1		1	
8 am		1	1		1	1	
9 am			3	2		1	
10 am	2	8	2		1	3	
11 am	2	6			3	8	
12 pm	2	1		4	1		1
1 pm	1	8			5		
2 pm	1	2		1	5	1	1
3 pm	1	1		1	5	3	
4 pm	1			8	1		
5 pm				1	3		
6 pm	1				1		1
7 pm		1					
8 pm			3			1	
9 pm	3	1				3	
10 pm							
11 pm							
Prorated Daily Helicopter Takeoffs	6	7	8	8	8	8	8
Total Daily Aircraft Takeoffs	21	36	17	26	34	30	11
Prorated Total Helicopter Takeoffs	53						
Total Fixed Wing Takeoffs	122						
Total Aircraft Takeoffs	175						

Weekly Activity Report  
7N7 Spitfire Aerodrome  
7N7 Summer II 2007

For: 16 September 2007 – 22 September 2007

Day->	Sun 16-Sep	Mon 17-Sep	Tues 18-Sep	Wed 19-Sep	Thurs 20-Sep	Fri 21-Sep	Sat 22-Sep
12 am							
1 am							
2 am							
3 am							
4 am				1			
5 am							
6 am							
7 am							
8 am					1		
9 am			1		1		2
10 am	3		1	1	1	7	1
11 am	2	2	1	6	2	3	3
12 pm	3	1	2	4		1	2
1 pm	8	1	2				4
2 pm	6	1	3			1	5
3 pm	3	2		6		3	3
4 pm	1	5	5	11		7	2
5 pm	1					4	1
6 pm	1	3			1		
7 pm		2					2
8 pm						4	
9 pm							
10 pm							
11 pm							
Prorated Daily Helicopter Takeoffs	6	8	8	8	8	8	7
Total Daily Aircraft Takeoffs	34	25	23	37	14	38	32
Prorated Total Helicopter Takeoffs	53						
Total Fixed Wing Takeoffs	150						
Total Aircraft Takeoffs	203						

Weekly Activity Report  
 7N7 Spitfire Aerodrome  
 7N7 Fall I 2007

For: 15 October 2007 - 21 October 2007

Day->	Mon 15-Oct	Tues 16-Oct	Wed 17-Oct	Thurs 18-Oct	Fri 19-Oct	Sat 20-Oct	Sun 21-Oct
12 am							
1 am							
2 am							
3 am							
4 am							
5 am							
6 am							
7 am							
8 am							
9 am		2			6	2	1
10 am	1	2			17	2	
11 am	6			10	1	6	
12 pm	3	1	3	7	5	2	1
1 pm	1	4	3	1		1	2
2 pm		4	6	1			4
3 pm	3	9		2			9
4 pm	1	1	7	3		1	
5 pm	1		1	1			1
6 pm				2			
7 pm	1						
8 pm		2					
9 pm							
10 pm							
11 pm							
Prorated Daily Helicopter Takeoffs	8	8	8	8	8	6	6
Total Daily Aircraft Takeoffs	25	33	28	35	37	20	24
Prorated Total Helicopter Takeoffs	52						
Total Fixed Wing Takeoffs	150						
Total Aircraft Takeoffs	202						

Weekly Activity Report  
 7N7 Spitfire Aerodrome  
 7N7 Fall II 2007

For: 28 November 2007 - 04 December 2007

Day->	Wed 28-Nov	Thurs 29-Nov	Fri 30-Nov	Sat 1-Dec	Sun 2-Dec	Mon 3-Dec	Tues 4-Dec
12 am							
1 am							
2 am							
3 am							
4 am							
5 am							
6 am							
7 am					1		
8 am			1	1	2	3	
9 am				2	3	3	
10 am		2		6	1	3	
11 am	3	3		3	1		
12 pm		1	1	5	1		
1 pm			4	2	2		
2 pm			5	2	4		
3 pm		4	1	1	3		1
4 pm	2	2	3	1	3		
5 pm				1	2		
6 pm					1		
7 pm							
8 pm							
9 pm							
10 pm							
11 pm							
Prorated Daily Helicopter Takeoffs	8	8	8	6	6	8	8
Total Daily Aircraft Takeoffs	13	20	23	30	30	17	9
Prorated Total Helicopter Takeoffs	52						
Total Fixed Wing Takeoffs	90						
Total Aircraft Takeoffs	142						

Weekly Activity Report  
 7N7 Spitfire Aerodrome  
 7N7 Winter I 2008

For: 17 January 2008 - 23 January 2008

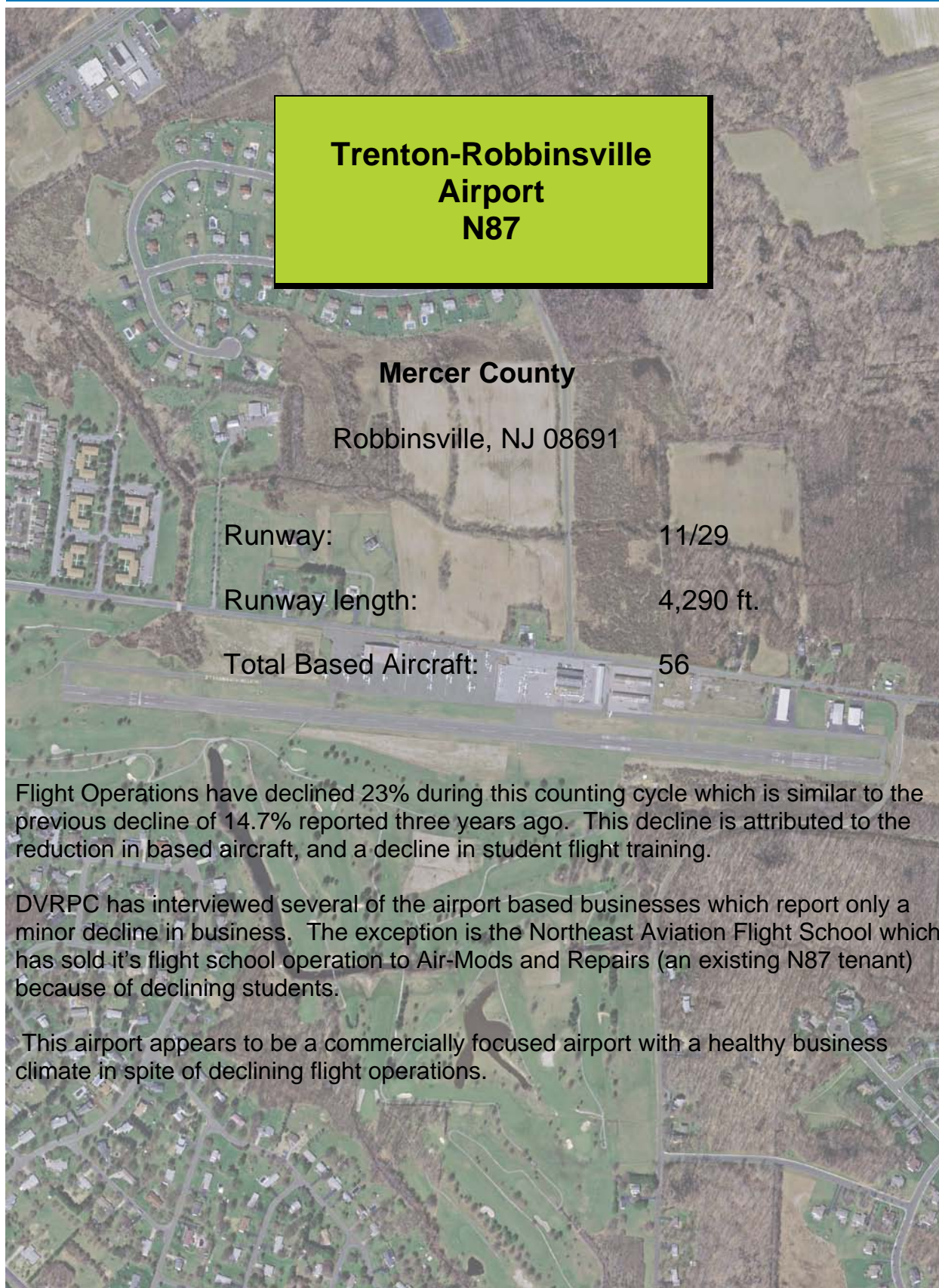
Day->	Thurs 17-Jan	Fri 18-Jan	Sat 19-Jan	Sun 20-Jan	Mon 21-Jan	Tues 22-Jan	Wed 23-Jan
12 am							
1 am							
2 am							
3 am							
4 am							
5 am							
6 am							
7 am							
8 am							
9 am	1		1				
10 am					1		6
11 am		1	1		5		
12 pm		1					
1 pm		1	1		1		
2 pm		1	9		8		
3 pm		2	1		4		
4 pm			2		5		
5 pm							
6 pm							
7 pm							
8 pm							
9 pm							
10 pm							
11 pm							
Prorated Daily Helicopter Takeoffs	8	8	6	5	8	8	8
Total Daily Aircraft Takeoffs	9	14	21	5	32	8	14
Prorated Total Helicopter Takeoffs	51						
Total Fixed Wing Takeoffs	52						
Total Aircraft Takeoffs	103						

Weekly Activity Report  
 7N7 Spitfire Aerodrome  
 7N7 Winter II 2008

For: 29 February 2008 - 6 March 2008

Day->	Fri 29-Feb	Sat 1-Mar	Sun 2-Mar	Mon 3-Mar	Tues 4-Mar	Wed 5-Mar	Thurs 6-Mar
12 am							
1 am							
2 am							
3 am							
4 am							
5 am							
6 am							
7 am							
8 am							
9 am						1	
10 am	1		2				3
11 am	4						4
12 pm	2		2	4			1
1 pm			9			1	
2 pm			2	9			1
3 pm	1		4				
4 pm	5		7				4
5 pm			1				8
6 pm							
7 pm							
8 pm							
9 pm							
10 pm							
11 pm							
Prorated Daily Helicopter Takeoffs	8	6	5	8	8	8	8
Total Daily Aircraft Takeoffs	21	6	32	21	8	10	29
Prorated Total Helicopter Takeoffs	51						
Total Fixed Wing Takeoffs	76						
Total Aircraft Takeoffs	127						









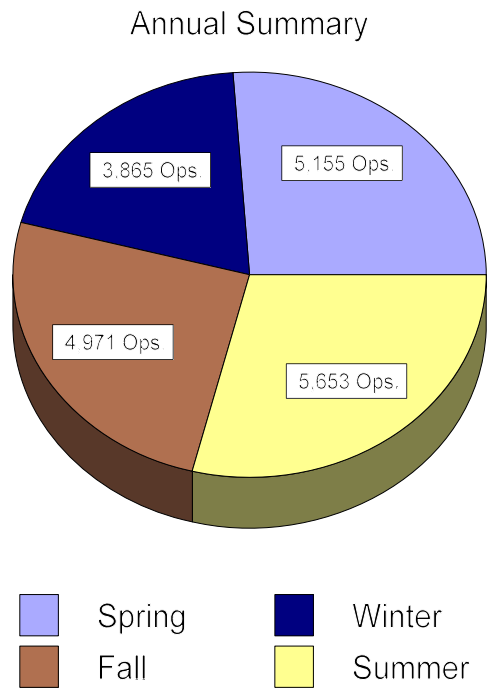
**DVRPC Aircraft Counting Program**

Annual Summary

Airport: **N87 Trenton-Robbinsville Airport**

County: **Mercer**

Season & Year		Average Daily Operations	Total Seasonal Operations	Percent Of Annual Operations
Spring	2007/08	55.4	5,155	26%
Summer	2007	60.1	5,653	29%
Fall	2007	55.9	4,971	25%
Winter	2008	43.4	3,865	20%
Total Annual Operations:			<b>19,645</b>	100%
Margin of Error:			14 at 95% Confidence	



Weekly Activity Report  
 N87 Trenton-Robbinsville Airport  
 N87 Spring I 2007

For: 13 June 2007 - 19 June 2007

Day->	Wed 13-Jun	Thurs 14-Jun	Fri 15-Jun	Sat 16-Jun	Sun 17-Jun	Mon 18-Jun	Tues 19-Jun
12 am							
1 am							1
2 am							
3 am							
4 am							
5 am							1
6 am							1
7 am							
8 am	3			7	4		1
9 am		1	1	4	6	2	
10 am		2	1	7	3	2	3
11 am	1	3	2	8	2	1	2
12 pm	1		3	1	2		3
1 pm		1	4	6	4	1	2
2 pm	1		1	11	1	1	
3 pm		1	8	3	2	2	
4 pm	2		3		4	3	
5 pm	2				2	3	
6 pm	1	5			3	2	
7 pm	1	2				2	
8 pm	1	3					
9 pm			1		1		
10 pm							
11 pm							
Prorated Daily Helicopter Takeoffs	1	0	0	0	0	0	0
Total Daily Aircraft Takeoffs	14	18	24	47	34	19	14
Prorated Total Helicopter Takeoffs	1						
Total Fixed Wing Takeoffs	169						
Total Aircraft Takeoffs	170						

Weekly Activity Report  
 N87 Trenton-Robbinsville Airport  
 N87 Spring II 2008

For: 30 April 2008 - 6 May 2008

Day->	Wed 30-Apr	Thurs 1-May	Fri 2-May	Sat 3-May	Sun 4-May	Mon 5-May	Tues 6-May
12 am			1				
1 am							
2 am							
3 am							
4 am					1		
5 am							
6 am							
7 am	2						1
8 am	1			3		7	1
9 am	5	2		2		1	
10 am			1	4		1	3
11 am	2	2	3	5		1	3
12 pm	4	5	2	4	1	2	1
1 pm	3			6	1	3	2
2 pm		2	1	8		5	6
3 pm	1	7	1	7	8	1	1
4 pm		2	3	5	4	1	6
5 pm	3	2	3	4	4	1	2
6 pm	7	1	2	3		1	1
7 pm	2			1	1	2	3
8 pm			1				1
9 pm							3
10 pm					7		
11 pm	3				2		2
Prorated Daily Helicopter Takeoffs	1	0	0	0	0	0	0
Total Daily Aircraft Takeoffs	34	23	18	52	29	26	36
Prorated Total Helicopter Takeoffs	1						
Total Fixed Wing Takeoffs	217						
Total Aircraft Takeoffs	218						

Weekly Activity Report  
 N87 Trenton-Robbinsville Airport  
 N87 Summer I 2007

For: 21July 2007 - 27July 2007

Day->	Sat 21-Jul	Sun 22-Jul	Mon 23-Jul	Tues 24-Jul	Wed 25-Jul	Thurs 26-Jul	Fri 27-Jul
12 am		1					
1 am							
2 am							
3 am							
4 am							
5 am							
6 am	1						
7 am	2	2		1	1	1	
8 am	1	1		3	2		
9 am	1	6	2	2	3		1
10 am	7	5	3	5	4		2
11 am	5	1	4	1	3	1	
12 pm	5	2	3	2	4	2	14
1 pm	2	3	4		6	1	1
2 pm	5	1	2	1	4	3	
3 pm		5	1	2	2	5	
4 pm		2		1	1		4
5 pm		4	1	4	2	2	2
6 pm	1	2		3			
7 pm		3		3	1	1	
8 pm		6		4		1	
9 pm		1				1	
10 pm					1		
11 pm							
Prorated Daily Helicopter Takeoffs	1	1	0	0	0	0	0
Total Daily Aircraft Takeoffs	31	46	20	32	34	18	24
Prorated Total Helicopter Takeoffs	2						
Total Fixed Wing Takeoffs	203						
Total Aircraft Takeoffs	205						

Weekly Activity Report  
 N87 Trenton-Robbinsville Airport  
 N87 Summer II 2007

For: 16 September 2007 - 22 September 2007

Day->	Sun 16-Sep	Mon 17-Sep	Tues 18-Sep	Wed 19-Sep	Thurs 20-Sep	Fri 21-Sep	Sat 22-Sep
12 am							
1 am							
2 am							
3 am							
4 am							
5 am							
6 am							
7 am				1		1	
8 am		1					2
9 am	11	2		2			3
10 am	10	1		4	1		2
11 am	2	6	2	5	3	2	4
12 pm	3		3	4	1	1	2
1 pm	4		1	4	6	3	1
2 pm	3	3	1	1	2	9	3
3 pm	1	4	3	2	2	2	5
4 pm		5	4	2	1		4
5 pm	5	2		3	2	2	3
6 pm	3	1	4	5	1	2	4
7 pm	2			1		2	1
8 pm	6	4				1	1
9 pm	1		1	2			
10 pm							
11 pm							
Prorated Daily Helicopter Takeoffs	1	1	0	0	0	0	0
Total Daily Aircraft Takeoffs	52	30	19	36	19	25	35
Prorated Total Helicopter Takeoffs	2						
Total Fixed Wing Takeoffs	214						
Total Aircraft Takeoffs	216						

Weekly Activity Report  
 N87 Trenton-Robbinsville Airport  
 N87 Fall I 2007

For: 15 October 2007 - 21 October 2007

Day->	Mon 15-Oct	Tues 16-Oct	Wed 17-Oct	Thurs 18-Oct	Fri 19-Oct	Sat 20-Oct	Sun 21-Oct
12 am							
1 am							
2 am							
3 am							
4 am							
5 am							
6 am							
7 am	1	2					2
8 am							2
9 am		2			1	3	2
10 am	4	2				2	7
11 am	1					8	12
12 pm	1	2				4	13
1 pm	1	3	2	1		4	3
2 pm	2	3	2	2		5	9
3 pm	4	2		3		5	12
4 pm	2	13	1	2		8	6
5 pm	6	6	1	1		2	1
6 pm	1		3	2			1
7 pm			1				1
8 pm							1
9 pm	1	3					1
10 pm							
11 pm							
Prorated Daily Helicopter Takeoffs	1	0	0	0	0	0	0
Total Daily Aircraft Takeoffs	25	38	10	11	1	41	73
Prorated Total Helicopter Takeoffs	1						
Total Fixed Wing Takeoffs	198						
Total Aircraft Takeoffs	199						

Weekly Activity Report  
 N87 Trenton-Robbinsville Airport  
 N87 Fall II 2007

For: 05 December 2007 - 11 December 2007

Day->	Wed 5-Dec	Thurs 6-Dec	Fri 7-Dec	Sat 8-Dec	Sun 9-Dec	Mon 10-Dec	Tues 11-Dec
12 am							
1 am							
2 am							
3 am							
4 am							
5 am							
6 am							
7 am	1				2		
8 am	3		1	3	3	2	
9 am	2	6	3	4	3	4	2
10 am	1	6	3	5	4	5	3
11 am	1	1	2	5	6	5	3
12 pm	2		1	4	6	2	2
1 pm	3	7	1	5	8	1	2
2 pm	2	6	1	4	5	3	2
3 pm			1	4	2		2
4 pm		3	3	3		2	2
5 pm		4	1	3			1
6 pm				2			
7 pm		2					
8 pm							
9 pm							
10 pm							
11 pm							
Prorated Daily Helicopter Takeoffs	1	0	0	0	0	0	0
Total Daily Aircraft Takeoffs	16	35	17	42	39	24	19
Prorated Total Helicopter Takeoffs	1						
Total Fixed Wing Takeoffs	191						
Total Aircraft Takeoffs	192						



Weekly Activity Report  
 N87 Trenton-Robbinsville Airport  
 N87 Winter I 2008

For: 12 January 2008 - 18 January 2008

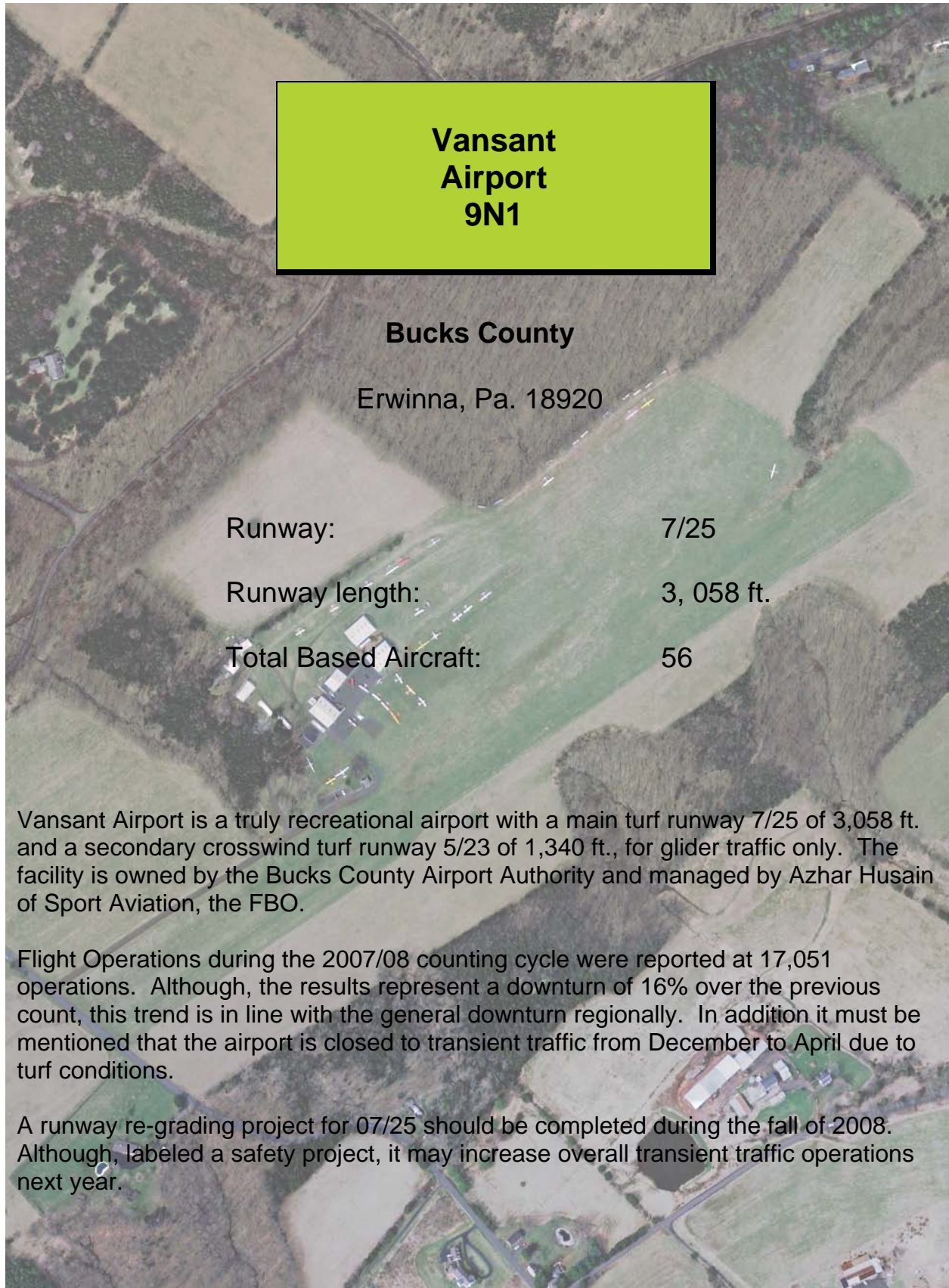
Day->	Sat 12-Jan	Sun 13-Jan	Mon 14-Jan	Tues 15-Jan	Wed 16-Jan	Thurs 17-Jan	Fri 18-Jan
12 am							
1 am							
2 am							
3 am							
4 am							
5 am							
6 am							
7 am							
8 am	6	1			1		
9 am	7	3		3	3	4	1
10 am	5	5		1	5	3	4
11 am	1	2				2	
12 pm	1	3	1	1	1	1	
1 pm	7	5	3		7	1	1
2 pm	6	2			4		3
3 pm		3			5		
4 pm	4	6			5		4
5 pm	2				6		
6 pm					1		1
7 pm							
8 pm							
9 pm					1		
10 pm							
11 pm							
Prorated Daily Helicopter Takeoffs	0	0	0	0	0	0	0
Total Daily Aircraft Takeoffs	39	30	4	5	39	11	14
Prorated Total Helicopter Takeoffs	0						
Total Fixed Wing Takeoffs	142						
Total Aircraft Takeoffs	142						

Weekly Activity Report  
 N87 Trenton-Robbinsville Airport  
 N87 Winter II 2008

For: 29 February 2008 - 6 March 2008

Day->	Sat 29-Feb	Sun 1-Mar	Mon 2-Mar	Tues 3-Mar	Wed 4-Mar	Thurs 5-Mar	Fri 6-Mar
12 am							
1 am							
2 am							
3 am							
4 am							
5 am							
6 am	1						
7 am						1	
8 am	1		3	1		2	
9 am	2		2	5			1
10 am	6		3	2			2
11 am	2	4	1	1	1		
12 pm	2	4	10	1			3
1 pm	3		5				3
2 pm	2	1	5	2	1		4
3 pm	6		5	2		4	4
4 pm	5		13	4			6
5 pm	1		6				
6 pm	2		5				2
7 pm			6	1			2
8 pm							1
9 pm							
10 pm							
11 pm							
Prorated Daily Helicopter Takeoffs	0	0	0	0	0	0	0
Total Daily Aircraft Takeoffs	33	9	64	19	2	7	28
Prorated Total Helicopter Takeoffs	0						
Total Fixed Wing Takeoffs	162						
Total Aircraft Takeoffs	162						





**Vansant  
Airport  
9N1**

**Bucks County**

Erwinna, Pa. 18920

Runway:	7/25
Runway length:	3,058 ft.
Total Based Aircraft:	56

Vansant Airport is a truly recreational airport with a main turf runway 7/25 of 3,058 ft. and a secondary crosswind turf runway 5/23 of 1,340 ft., for glider traffic only. The facility is owned by the Bucks County Airport Authority and managed by Azhar Husain of Sport Aviation, the FBO.

Flight Operations during the 2007/08 counting cycle were reported at 17,051 operations. Although, the results represent a downturn of 16% over the previous count, this trend is in line with the general downturn regionally. In addition it must be mentioned that the airport is closed to transient traffic from December to April due to turf conditions.

A runway re-grading project for 07/25 should be completed during the fall of 2008. Although, labeled a safety project, it may increase overall transient traffic operations next year.



**DVRPC Aircraft Counting Program**

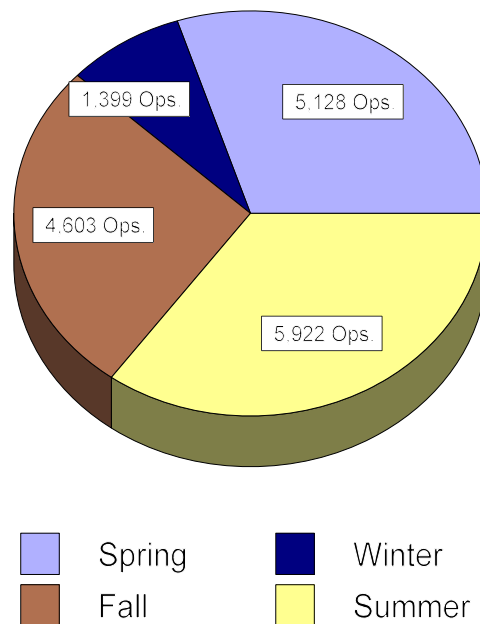
Annual Summary

Airport: **9N1 Vansant Airport**

County: **Bucks**

Season & Year		Average Daily Operations	Total Seasonal Operations	Percent Of Annual Operations
Spring	2007/08	55.1	5,128	30%
Summer	2007	63.0	5,922	35%
Fall	2007	51.7	4,603	27%
Winter	2008	15.7	1,399	8%
Total Annual Operations:			<b>17,051</b>	100%
Margin of Error:				21 at 95% Confidence

Annual Summary



Weekly Activity Report  
 9N1 Vansant Airport  
 9N1 Spring I 2007

For: 12 June 2007 - 18 June 2007

Day->	Tues 12-Jun	Wed 13-Jun	Thurs 14-Jun	Fri 15-Jun	Sat 16-Jun	Sun 17-Jun	Mon 18-Jun
12 am							
1 am							
2 am							
3 am							
4 am							
5 am							
6 am							1
7 am				1			
8 am					1	1	
9 am		2	1	1	2	1	
10 am	1		2	3	12	6	1
11 am	2		2	2	9	6	4
12 pm	1			6	6	14	1
1 pm	3	1		10	11	6	5
2 pm			5	9	9	7	
3 pm			1	6	14	4	
4 pm			5	1	12	3	
5 pm					7		
6 pm				2	1	2	
7 pm		1		5	2		
8 pm			1				
9 pm							
10 pm							
11 pm							
Prorated Daily Helicopter Takeoffs	0	0	0	0	1	1	0
Total Daily Aircraft Takeoffs	7	4	17	46	87	51	12
Prorated Total Helicopter Takeoffs	2						
Total Fixed Wing Takeoffs	222						
Total Aircraft Takeoffs	224						

Weekly Activity Report  
 9N1 Vansant Airport  
 9N1 Spring II 2008

For: 1 May 2008 - 7 May 2008

Day->	Thurs 1-May	Fri 2-May	Sat 3-May	Sun 4-May	Mon 5-May	Tues 6-May	Wed 7-May
12 am							
1 am							
2 am							
3 am							
4 am							
5 am							
6 am							
7 am			3	1			
8 am			2	3		1	
9 am			1	2	4	2	
10 am			1	2	2	1	
11 am			5	2	1	3	1
12 pm			4	3	3	7	1
1 pm	1		5	3	5	7	
2 pm	2	4	3	1	2	5	1
3 pm			2	2	3	1	4
4 pm		4	5	6	6	2	1
5 pm		1	3	7	4	3	1
6 pm		1	3		1		
7 pm			2	2			1
8 pm			1				
9 pm							
10 pm							
11 pm							
Prorated Daily Helicopter Takeoffs	0	0	1	1	0	0	0
Total Daily Aircraft Takeoffs	3	10	41	35	31	32	10
Prorated Total Helicopter Takeoffs	2						
Total Fixed Wing Takeoffs	160						
Total Aircraft Takeoffs	162						



Weekly Activity Report  
 9N1 Vansant Airport  
 9N1 Summer I 2007

For: 21 July 2007 - 27 July 2007

Day->	Sat 21-Jul	Sun 22-Jul	Mon 23-Jul	Tues 24-Jul	Wed 25-Jul	Thurs 26-Jul	Fri 27-Jul
12 am							
1 am							
2 am							
3 am							
4 am							
5 am							
6 am							
7 am	1						
8 am	1						
9 am	3	1					
10 am	5	4		2	1		2
11 am	3	6		6	1	6	6
12 pm	4	3		3	1	10	3
1 pm	9	9		7		3	
2 pm	4	9		4	4		4
3 pm	3	5		3		1	1
4 pm	5	4		5		2	2
5 pm	4	9		4		2	1
6 pm	2	6		1	4	2	
7 pm	4			4	5	4	
8 pm				2		2	
9 pm							
10 pm							
11 pm							
Prorated Daily Helicopter Takeoffs	1	1	0	0	0	0	0
Total Daily Aircraft Takeoffs	49	57	0	41	16	32	19
Prorated Total Helicopter Takeoffs	2						
Total Fixed Wing Takeoffs	212						
Total Aircraft Takeoffs	214						

Weekly Activity Report  
 9N1 Vansant Airport  
 9N1 Summer II 2007

For: 2 September 2007 - 8 September 2007

Day->	Sun 2-Sep	Mon 3-Sep	Tues 4-Sep	Wed 5-Sep	Thurs 6-Sep	Fri 7-Sep	Sat 8-Sep
12 am							
1 am							
2 am							
3 am							
4 am							
5 am							
6 am							
7 am					1	2	1
8 am	2	1			1		2
9 am	1	2				1	1
10 am	1	5	1	1	5		7
11 am	4	8	2	2	5		6
12 pm	4	2	1	1	2	3	5
1 pm	6	8	4	2		2	9
2 pm	8	4		1	3	1	8
3 pm	13	2	1	2	2	1	7
4 pm	8	2	1	2	8	2	7
5 pm	2	1	1		4	1	7
6 pm	4				1		4
7 pm	3		2				1
8 pm							
9 pm							
10 pm							
11 pm							
Prorated Daily Helicopter Takeoffs	1	0	0	0	0	0	1
Total Daily Aircraft Takeoffs	57	35	13	11	32	13	66
Prorated Total Helicopter Takeoffs	2						
Total Fixed Wing Takeoffs	225						
Total Aircraft Takeoffs	227						

Weekly Activity Report  
 9N1 Vansant Airport  
 9N1 Fall I 2007

For: 15 October 2007 - 21 October 2007

Day->	Tues 15-Oct	Wed 16-Oct	Thurs 17-Oct	Fri 18-Oct	Sat 19-Oct	Sun 20-Oct	Mon 21-Oct
12 am							
1 am							
2 am							
3 am							
4 am							
5 am							
6 am							
7 am						1	1
8 am							2
9 am	2						2
10 am	3	4				2	5
11 am	1	6		2		4	12
12 pm		3		3		8	6
1 pm	2	3	2	1		3	10
2 pm	5	2	5			3	11
3 pm	2		4	1		3	10
4 pm	2	2	2			2	5
5 pm		1	2			1	4
6 pm						3	
7 pm							
8 pm							
9 pm							
10 pm							
11 pm							
Prorated Daily Helicopter Takeoffs	0	0	0	0	1	1	0
Total Daily Aircraft Takeoffs	17	21	15	7	1	31	68
Prorated Total Helicopter Takeoffs	2						
Total Fixed Wing Takeoffs	158						
Total Aircraft Takeoffs	160						

Weekly Activity Report  
 9N1 Vansant Airport  
 9N1 Fall II 2007

For: 27 November 2007 - 03 December 2007

Day->	Tues 27-Nov	Wed 28-Nov	Thurs 29-Nov	Fri 30-Nov	Sat 1-Dec	Sun 2-Dec	Mon 3-Dec
12 am							
1 am							
2 am							
3 am							
4 am							
5 am							
6 am						3	
7 am	1				3	2	
8 am	2	3	2	1	3	3	1
9 am	4	4	3		4	4	
10 am	3	2	3	4	3	3	2
11 am	5	3	2	7	3	4	3
12 pm	3	2	3	1	5	3	1
1 pm	3	3	3	2	4	4	1
2 pm	4	3	4		4	5	2
3 pm	2	2	3	1	3	4	
4 pm	1	2	2	1	3	3	2
5 pm	2	2	1		4	3	1
6 pm	1				2	2	
7 pm					1	2	
8 pm							
9 pm							
10 pm							
11 pm							
Prorated Daily Helicopter Takeoffs	0	0	0	0	1	1	0
Total Daily Aircraft Takeoffs	31	26	26	17	43	46	13
Prorated Total Helicopter Takeoffs	2						
Total Fixed Wing Takeoffs	200						
Total Aircraft Takeoffs	202						

Weekly Activity Report  
 9N1 Vansant Airport  
 9N1 Winter I 2008

For: 10 January 2008 - 16 January 2008

Day->	Thurs 10-Jan	Fri 11-Jan	Sat 12-Jan	Sun 13-Jan	Mon 14-Jan	Tues 15-Jan	Wed 16-Jan
12 am							
1 am							
2 am							
3 am							
4 am							
5 am							
6 am							
7 am							
8 am	1						
9 am			1	1			
10 am	2					1	
11 am			3	6			4
12 pm	3		6	3			1
1 pm	7		3				
2 pm	3		6				1
3 pm	2		11				
4 pm			5				
5 pm	1						
6 pm							
7 pm							
8 pm							
9 pm							
10 pm							
11 pm							
Prorated Daily Helicopter Takeoffs	0	0	0	0	0	0	0
Total Daily Aircraft Takeoffs	19	0	35	10	0	1	6
Prorated Total Helicopter Takeoffs	0						
Total Fixed Wing Takeoffs	71						
Total Aircraft Takeoffs	71						

Weekly Activity Report  
 9N1 Vansant Airport  
 9N1 Winter II 2008

For: 29 February 2007 - 6 March 2007

Day->	Sun 29-Feb	Mon 1-Mar	Tues 2-Mar	Wed 3-Mar	Thurs 4-Mar	Fri 5-Mar	Sat 6-Mar
12 am							
1 am							
2 am							
3 am							
4 am							
5 am							
6 am							
7 am							
8 am							
9 am					1		
10 am			2				
11 am			2	3			
12 pm	1		1				1
1 pm	1		3	2	1		
2 pm	1		9	1			
3 pm	1		4	2			
4 pm				1			
5 pm			1				1
6 pm							
7 pm							
8 pm							
9 pm							
10 pm							
11 pm							
Prorated Daily Helicopter Takeoffs	0	0	0	0	0	0	0
Total Daily Aircraft Takeoffs	4	0	22	9	2	0	2
Prorated Total Helicopter Takeoffs	0						
Total Fixed Wing Takeoffs	39						
Total Aircraft Takeoffs	39						



**Publication No.:** 08075  
**Date Published:** September 2008  
**Geographic Area Covered:** Bucks County in Pennsylvania, Mercer, and Salem Counties in New Jersey  
**Key Words:** Aircraft operations, airports, helicopter, airplane, takeoffs, landings, count, activity, estimate, seasonal, annual, acoustic counter, based aircraft, runway length.

**Abstract:** This technical report compiles aircraft operations estimates for five non-towered Airports in the Delaware Valley Region. Eight acoustic counts were taken between June 2007 and March 2008, each sample extended over the period of one week. The samples were extrapolated over the entire year and produced the results presented in this report. Results are used by multiple sources to monitor activity levels in the Delaware Valley Region, and as a base for Planning and forecasting documents.

---

Delaware Valley Regional Planning Commission  
190 N. Independence Mall West, 8<sup>th</sup> Floor  
Philadelphia, PA 19106-2582

Phone: 215-592-1800  
Fax: 215-592-9125  
Internet: [www.dvrpc.org](http://www.dvrpc.org)

<u>Staff contact:</u>		<u>Direct phone</u>	<u>E-Mail</u>
Reiner Pelzer	Senior Aviation Planner	215.238.2887	<a href="mailto:rpelzer@dvrpc.org">rpelzer@dvrpc.org</a>





**DELAWARE VALLEY  
REGIONAL PLANNING  
COMMISSION**

**190 N INDEPENDENCE MALL WEST  
8TH FLOOR  
PHILADELPHIA, PA 19106-1520  
P: 215.592.1800  
[WWW.DVRPC.ORG](http://WWW.DVRPC.ORG)**





**DELAWARE VALLEY  
REGIONAL PLANNING  
COMMISSION**

**190 N INDEPENDENCE MALL WEST  
8TH FLOOR  
PHILADELPHIA, PA 19106-1520  
P: 215.592.1800  
[WWW.DVRPC.ORG](http://WWW.DVRPC.ORG)**